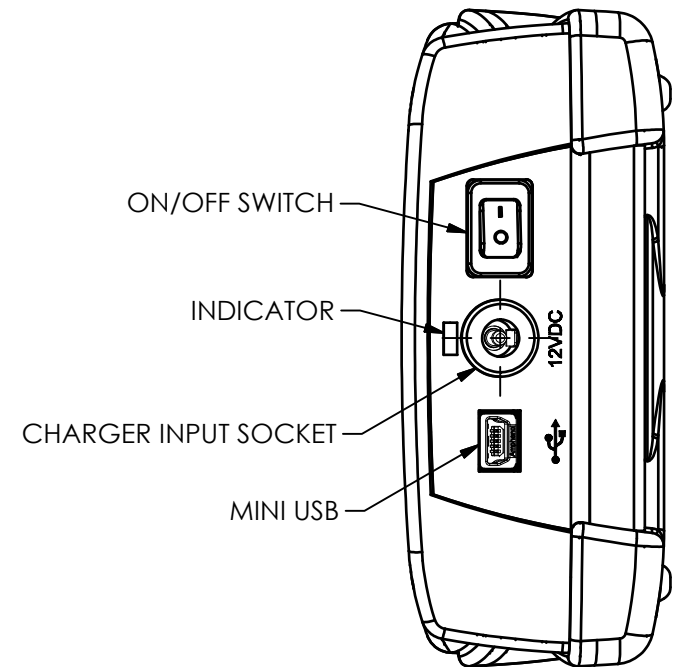
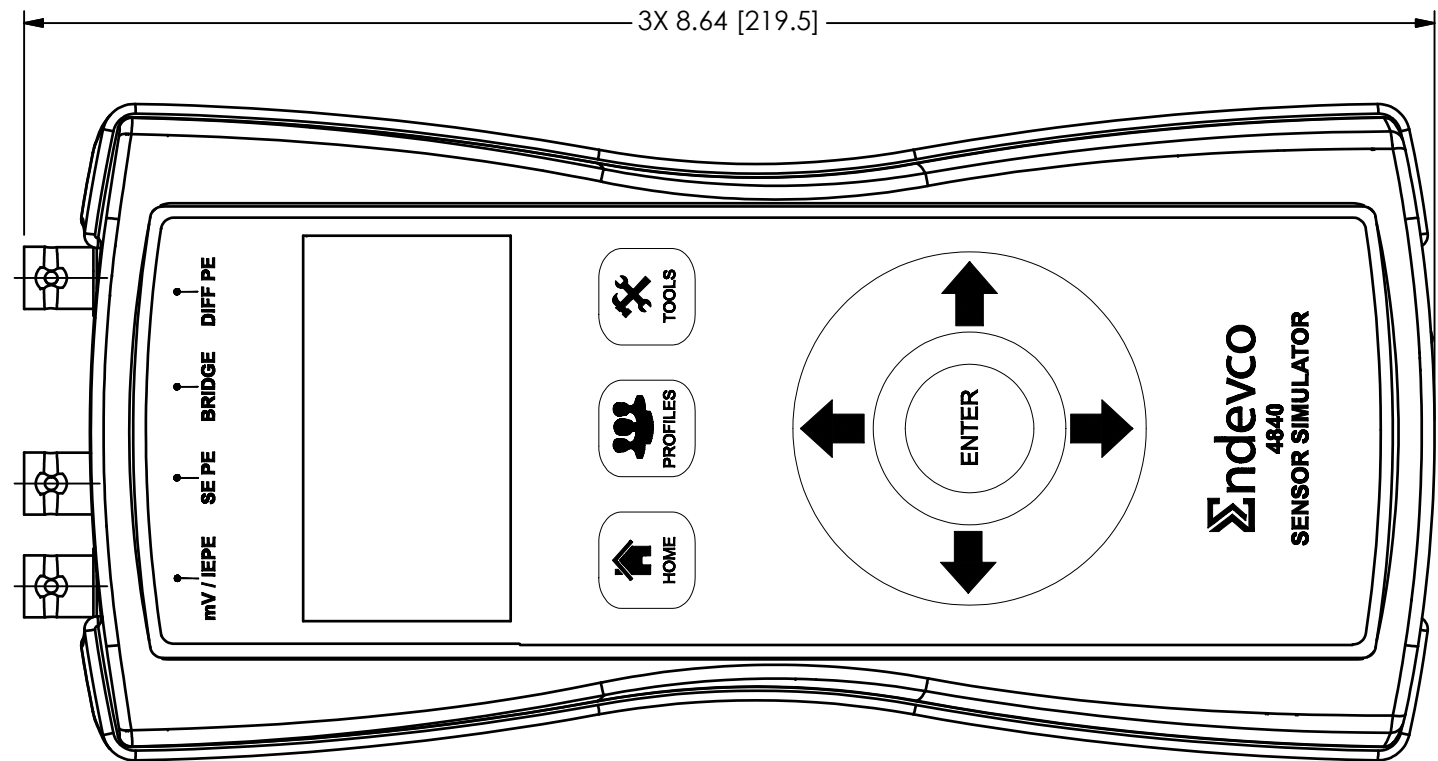
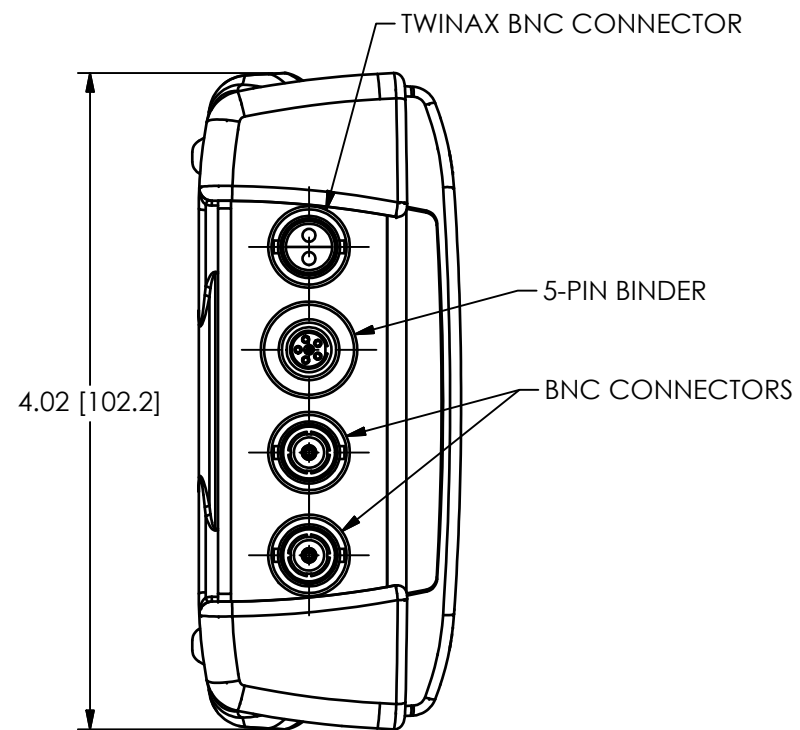
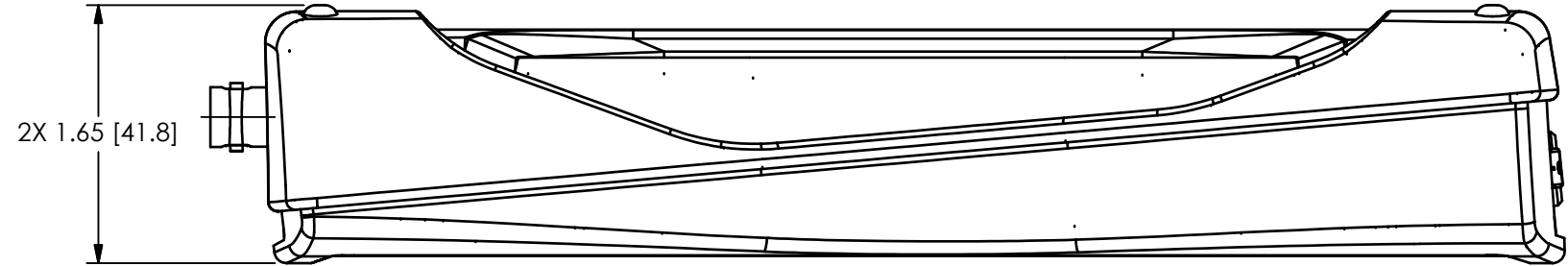


76126

PCB Piezotronics Inc. claims proprietary rights in the information disclosed hereon. Neither it nor any reproduction thereof will be disclosed to others without the written consent of PCB Piezotronics Inc.

REVISIONS		
REV	DESCRIPTION	DIN
NR	RELEASED TO DRAFTING	52870



UNLESS OTHERWISE SPECIFIED TOLERANCES ARE:		DRAWN		CHECKED		ENGINEER					
DIMENSIONS IN INCHES DECIMALS XX ±.03 XXX ±.010 ANGLES ± 2 DEGREES		DIMENSIONS IN MILLIMETERS [IN BRACKETS] DECIMALS X ± 0.8 XX ± 0.25 ANGLES ± 2 DEGREES		JJF	5/26/22	JJF	5/26/22		DAM	5/26/22	
CABLE TOLERANCES IN ENGLISH 1" ≤ LENGTH < 1' = +1" / - 0 1' ≤ LENGTH < 5' = +2" / - 0 5' ≤ LENGTH < 100' = +6" / - 0 100' ≤ LENGTH = +1' / - 0		CABLE TOLERANCES IN METRIC 2.54cm ≤ LENGTH < 30.5cm = +2.54cm / - 0 30.5cm ≤ LENGTH < 1.5m = +5.1cm / - 0 1.5m ≤ LENGTH < 30.5m = +15.2cm / - 0 30.5m ≤ LENGTH = +30.5cm / - 0		TITLE OUTLINE DRAWING 4840 SENSOR SIMULATOR						CODE IDENT. NO. 8DN13	DWG. NO. 76126
FILLETS AND RADII .003 - .005		FILLETS AND RADII 0.07 - 0.13								SCALE: .85X	