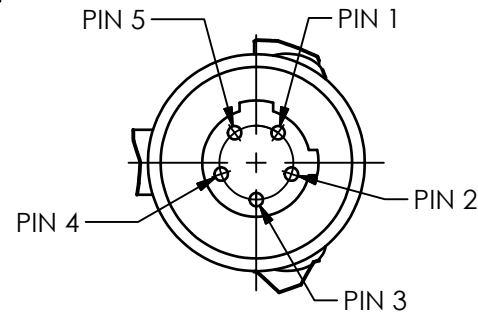


71151

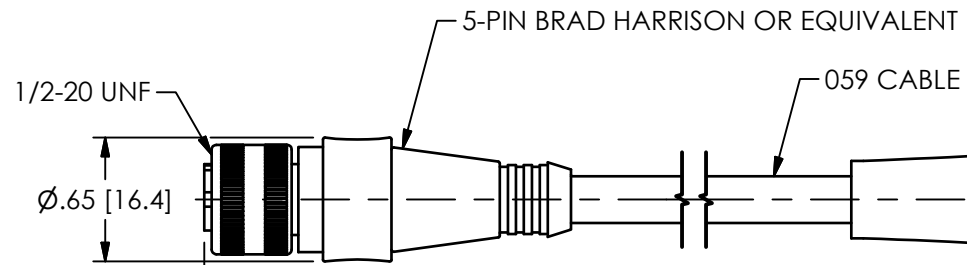
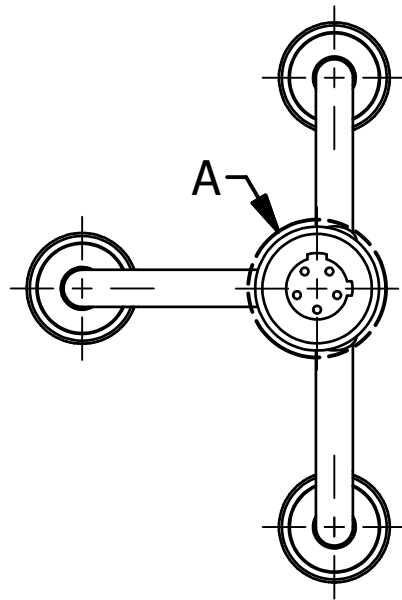
PCB Piezotronics Inc. claims proprietary rights in the information disclosed herein. Neither it nor any reproduction thereof will be disclosed to others without the written consent of PCB Piezotronics Inc.

REVISIONS

| REV | DESCRIPTION | DIN |
|-----|----------------------|-------|
| NR | RELEASED TO DRAFTING | 49239 |



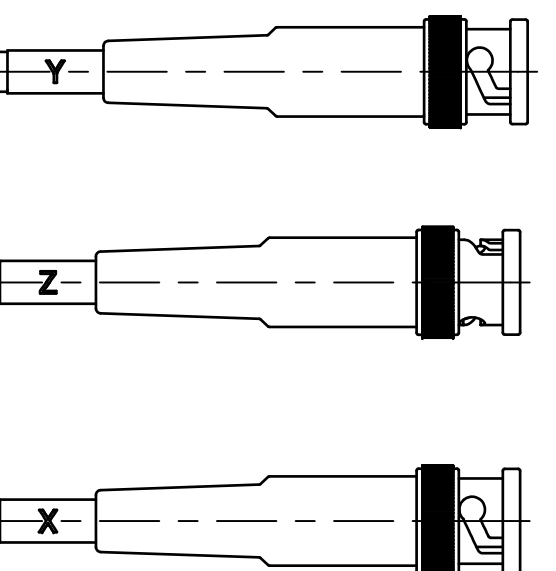
DETAIL A
SCALE 1.75X



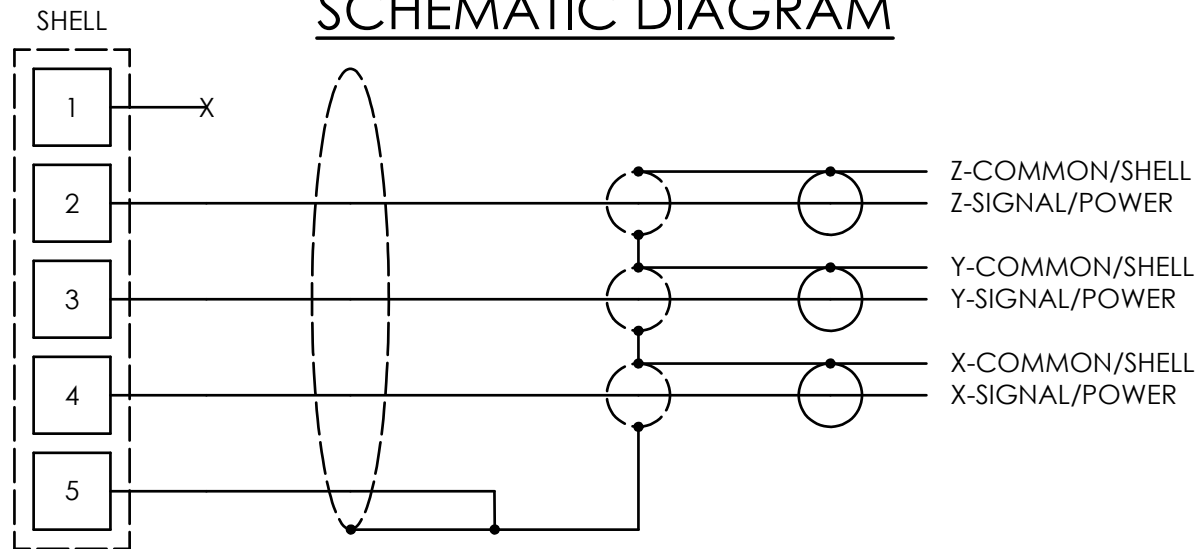
6'-0" ^{+0'-6"}_{-0'-0"} [1.8 ^{+0.2}_{-0.0} m]

1'-0" ^{+0'-4"}_{-0'-0"} [.3 ^{+0.1}_{-0.0} m]

NF TRIPLE SPLICE



SCHMATIC DIAGRAM



1 CONSISTS OF THREE (3) BLACK 051 COAXIAL CABLES THAT ARE 1' [.3M] LONG AND TERMINATE IN AN AC CONNECTOR (BNC PLUG)

| UNLESS OTHERWISE SPECIFIED TOLERANCES ARE: | | DRAWN | | CHECKED | | ENGINEER | |
|--|---|--|---------|-------------------|---------|--------------------------|---------|
| DIMENSIONS IN INCHES | DIMENSIONS IN MILLIMETERS [IN BRACKETS] | KRM | 3/15/19 | KRM | 3/15/19 | KDW | 3/15/19 |
| DECIMALS XX ±.03 XXX ±.010 | DECIMALS X ±0.8 XX ±0.25 | TITLE OUTLINE DRAWING 059M97 CABLE | | | | | |
| ANGLES ± 2 DEGREES | ANGLES ± 2 DEGREES | | | | | | |
| FILLETS AND RADII .003 - .005 | FILLETS AND RADII 0.07 - 0.13 | CODE IDENT. NO. 52681 | | DWG. NO. 71151 | | SCALE: FULL SHEET 1 OF 1 | |



3425 WALDEN AVE. DEPEW, NY 14043
(716) 684-0001 E-MAIL: sales@pcb.com