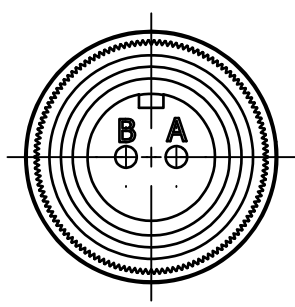


56426

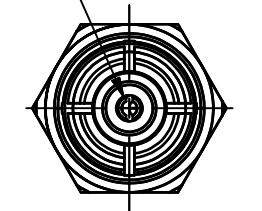
PCB Piezotronics Inc. claims proprietary rights in the information disclosed hereon. Neither it nor any reproduction thereof will be disclosed to others without the written consent of PCB Piezotronics Inc.

| REVISIONS | | |
|-----------|-----------------------------|-------|
| REV | DESCRIPTION | DIN |
| A | ADDED PINOUTS AND SCHEMATIC | 49846 |

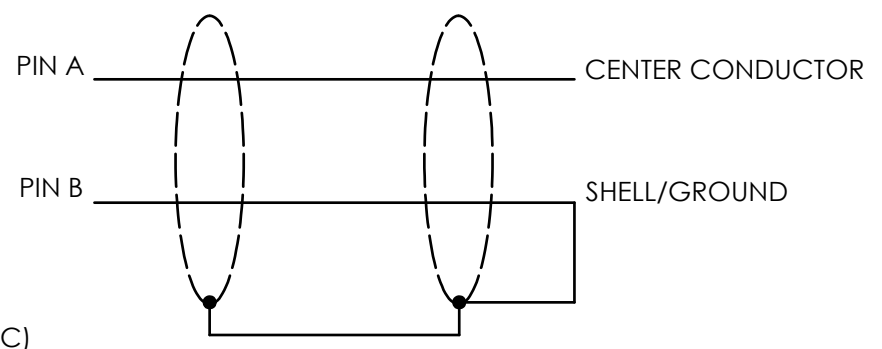
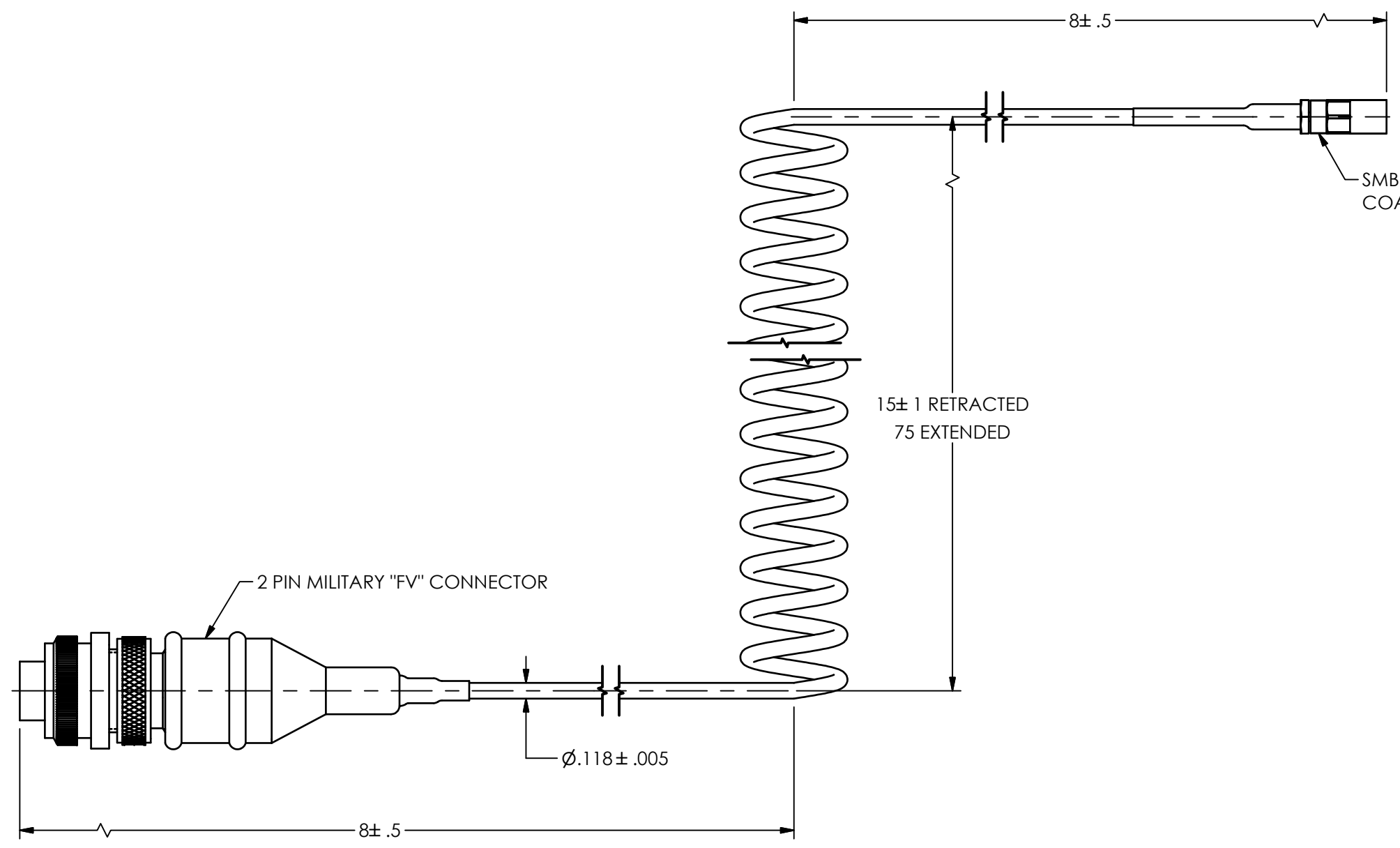
| PIN OUT | |
|---------|--------------|
| A | POWER/SIGNAL |
| B | GROUND |



PINOUT
SCALE 1.5X



PINOUT
SCALE 3.5X



2.) RETRACTED LENGTH: 31 INCHES
EXTENDED LENGTH: 91 INCHES

1.) TEMPERATURE RANGE -40°F TO +176°F (-40°C TO +80°C)

| UNLESS OTHERWISE SPECIFIED TOLERANCES ARE: | | DRAWN | | CHECKED | | ENGINEER | |
|--|---|--|--------|-------------------|--------|--------------------------|--------|
| DIMENSIONS IN INCHES | DIMENSIONS IN MILLIMETERS [IN BRACKETS] | JES | 9/3/19 | JDM | 9/3/19 | GCD | 9/3/19 |
| DECIMALS XX ±.03 XXX ±.010 | DECIMALS X ±0.8 XX ±0.25 | TITLE OUTLINE DRAWING MODEL 044MXX CUSTOM CABLE | | | | | |
| ANGLES ± 2 DEGREES | ANGLES ± 2 DEGREES | | | | | | |
| FILLETS AND RADII .003 - .005 | FILLETS AND RADII 0.07 - 0.13 | CODE IDENT. NO. 52681 | | DWG. NO. 56426 | | SCALE: FULL SHEET 1 OF 1 | |



3425 WALDEN AVE. DEPEW, NY 14043
(716) 684-0001 E-MAIL: sales@pcb.com